300mg/h Ozone output

ARO 1000™

Ozone Generator

Water and Air Sanitizer

Over 15 Years of Trusted Ozone Technology
— in AUSTRALIA, USA and CHINA —Expertise Built
Alongside Industry Leaders including DEL OZONE USA.

WHY OZONE?

COST-EFFICIENT

Reduces chemical usage, lowering long-term costs

Ozone requires proper ventilation and ≤0.1ppm monitoring (per OSHA) for safe industrial use.

HIGHLY EFFECTIVE

Destroys bacteria, viruses, and organic contaminants

360° COVERAGE

fills-room penetration

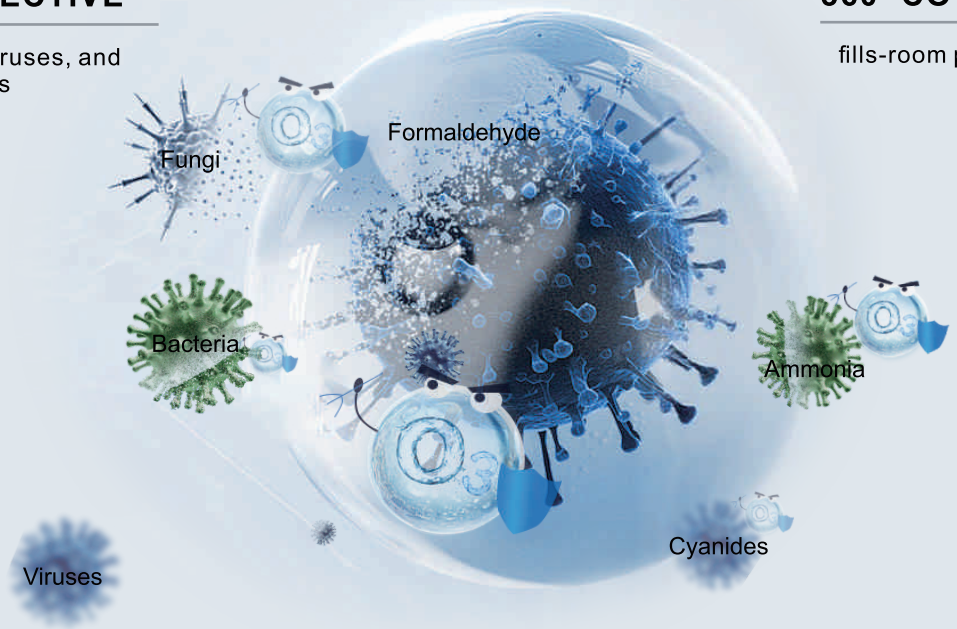

NO CHEMICAL RESIDUE

Breaks down into oxygen, safe and eco-friendly

UNIVERSAL APPLICATION

FDA/EPA-approved for food, medical, and water treatment industries

chemical and organic breakdown

Formaldehyde Removal

$1HCHO+2O_3=1CO_2+1H_2O+2O_2$

CO Removal

$CO+O_3=CO_2+O_2$

Bacteria and Virus Removal

Ozone decomposes viruses and breaks down into oxygen after reaction, leaving no residue.

Benzene Removal

$C_6H_6+5O_3=6CO_2+3H_2$

Ammonia Removal

$3O_3+2NH_3=N_2+3O_2+3H_2$

Ozone is useful for industries which requires high level of hygienic and sterilizing standards, such as food safety, commercial laundry, medical, water treatment industries and etc. Ozone is also listed as the approved sterilizer by the US Environmental Protection Agency (EPA), and has been utilized across the globe for more than a century.

IDEAL APPLICATIONS

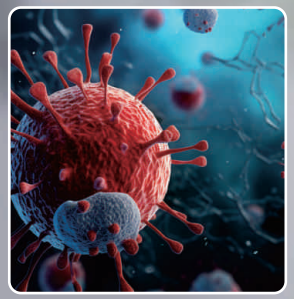

Virus / Bacteria

Odors

Patient Room Sterilization

Surface and Object Sterlization

Restroom Odors

Pet Odors

Fruit & Vegetable Sanitizing

Air Formaldehyde Removal

PRODUCT MANUAL

Duration selection

5 min,10min,15min,
30min, 60min,
Default timer set to
5 minutes.

Power switch

on / off

Adaptors for various regions

AU Euro UK US

Packing List

Diffuser and hose

Power cord

Ozone Generator

GET STARTED

ROOM SANITIZATION

Center ARO-1000 in the room

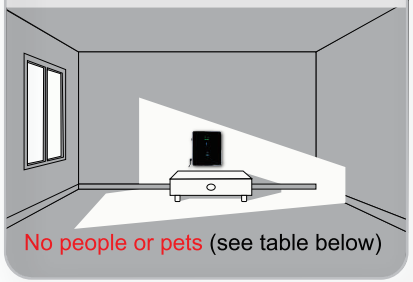

No people or pets (see table below)

Plug into power

Timer setting

Set timer per room

Activate generator

Power on (light confirms) and Let the unit run for the set time.

Start.Time light:
ON = Running
OFF = Stopped

Ventilation: After the cycle, wait **30-60 minutes** before re-entry to allow ozone to dissipate.
Open windows/doors for thorough ventilation.

WATER SANITIZATION

Fill container with water to be sanitized



Submerge ozone outlet tubing / diffuser in water

Timer setting

Set timer by water volume (see table below)

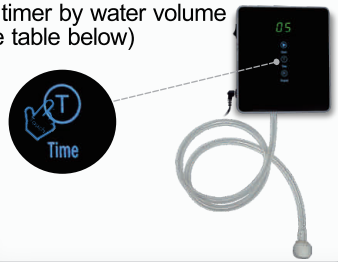

Activate generator

Start.Time light:
ON = Running
OFF = Stopped

Allow a few minutes for residual ozone to dissipate before using water

IMPORTANT SAFETY PRECAUTIONS

- Never occupy a room during operation. High ozone concentrations are harmful.
- Ensure proper ventilation post-use.
- Do not disassemble or repair; contact service personnel.
- Keep out of reach of children.
- Follow all local and national ozone safety guidelines.

PRODUCT SPECIFICATION

Feature	Specification
Brand	A&R Technologies
Model/ Type	ARO-1000
Input Voltage	DC 12V
Power	8W
Ozone Output	300 mg/h
Air Flow	3 L/min
Noise	⩽42 db
Dust/Waterproof	Ip53
Net Weight	580 g (No accessories)
Appearance Size	142 * 158.5* 53 mm
Timer Selection	Default 5 minutes,self-set time
Available Timer Settings	5,10,15,30,60 minutes

ROOM SANITIZATION

Room Size (m^2)	Room Size (sq ft)	Suggested Run Time
10	100	10-15min
20	200	20-30min
30	**300**	**30-45min**
40	400	45-60min



Times vary by contamination and ventilation.
For optimal results, the **ARO-1000 is best for spaces up to 27.9m^2**.

For larger areas, consider using multiple units or exploring our customization options.

WATER SANITIZATION

Water Volume (L)	Suggested Run Time	Use Case
1	5 mins	Handheld medical tools
5	10 mins	Fruits/vegetables for cafeteria
10	15 mins	Potable water or cleaning solution prep

Adjust times based on desired disinfection and water load.
For potable water, follow local regulations.



OZONE VS UV-C TREATMENT

CATEGORY	OZONE(O_3)	UV-C Light
Common Applications	**1.Whole-room disinfection. Air and surface sanitation. 2.In-water sanitation. Breaks down pathogens, pesticides and other organic compounds.**	1.Surface disinfection in ORs and patient rooms 2.Air duct treatment via HVAC 3.Mobile UV robots for terminal cleaning
How It works	**Ozone acts as a powerful oxidizing agent. Capable of destroying pathogens including viruses, bacteria, fungi, and spores[2,3]**	Inactivates microorganisms by disrupting DNA/RNA using UV-C(~254 nm) light[1]
Shadowed Area Efficacy	**High[3]**	Low
Disinfection Type	**Air, Water & Surface**	Mainly Surface. Limited sterilization with Water and Air.
Coverage	**360 Deg/Omnidirectional, Full-room penetration[3]**	Line-of-sight only
Residue	**None[3]**	None
Automation	**Fully automatable**	Limited/manual
Human Safety	**Safe after dissipation[4]**	Harmful if exposed
Limitations	**1. Can cause skin & lungs irritations 2. Require proper ventilation and humidity control. 3. Can degrade ozone sensitive plastics & rubbers.**	1.Requires direct line-of-sight 2.Ineffective on hidden/porous surfaces 3.Hazardous to skin and eyes 4.Typically used as a supplemental tool[1]

STUDIES

1.RUTALA,W.A.,GERGEN,M.F., & WEBER,D.J.(2010).ROOM DECONTAMINATION WITH UV RADIATION.INFECTION CONTROL & HOSPITAL EPIDEMIOLOGY,31(10),1025-1029.HTTPS://DOI.ORG/10.1086/656244

2.HUDSON,J.B.,SHARMA,M., & PETRIC,M.(2007).INACTIVATION OF NOROVIRUS BY OZONE GAS IN CONDITIONS RELEVANT TO HEALTHCARE.AMERICAN JOURNAL OF INFECTION CONTROL,35(2),150-154.HTTPS://DOI.ORG/10.1016/J.AJIC.2006.06.005

3.DUBUIS,M.-E.ET AL.(2020).OZONE EFFICACY FOR THE CONTROL OF AIRBORNE VIRUSES:A REVIEW.ENVIRONMENTAL RESEARCH,195,110893.HTTPS://DOI.ORG/10.1016/J.ENVRES.2020.110893

4.WORLD HEALTH ORGANIZATION(2021).CLEANING AND DISINFECTION OF ENVIRONMENTAL SURFACES IN THE CONTEXT OF COVID-19.HTTPS://WWW.WHO.INT/PUBLICATIONS/I/ITEM/CLEANING-AND-DISINFECTION-OF-ENVIRONMENTAL-SURFACES-INTENDED-FOR-COVID-19